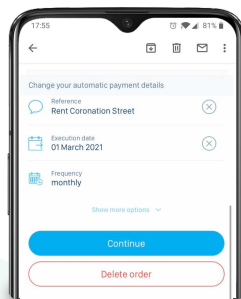


# Paying via Rentio

Set up your monthly rent payments in 3 easy steps

1

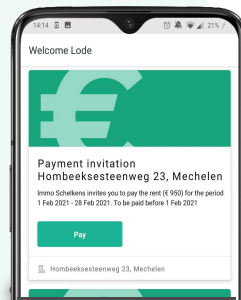


## Cancel your current standing order

If you already have a standing order or direct debit on your bank account, you need to **cancel** it. This can easily be done using your mobile banking services.



2

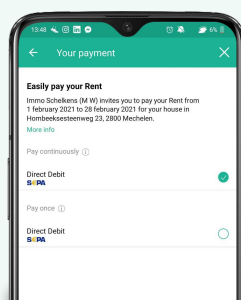


## Invitation by email or in the app

Rentio sends you an email and a message in the smartphone app inviting you to pay.

**You can pay via the app AND on your laptop/computer!**

3



## Payment approval

Rentio offers you the option to choose between a one-time or a recurring direct debit. All you have to do is enter your bank account n° once and you're all set!

